

The Press: newspaper

- Field of skills: understanding information
- Objectives:- understanding a newspaper first page structure
 - Discovering communication strategies: reading pictures, way of broadcasting an event, expected effect when the message is received
 - Press lexical field initiation
- Final task: A front page newspaper creation


TABLE OF CONTENTS (1/2)

- Slide n°1: Title page and objectives
- Slides n°2 and n°3: Table of contents
- Slide n°4: Act n° 1: Comparison of four American front pages
- Slide n°5: Front page lexical help: presentation
- Slide n°6: Act n°2: Inference grid about a chosen front page
- Slide n°7: Filled grid for the top left front page (answers)
- Slide n°8: Filled grid for the top right front page (answers)
- Slide n°9: Filled grid for the bottom left front page (answers)

TABLE OF CONTENTS (2/2)

- Slide n°10: Filled grid for the bottom right front page (answers)
- Slide n°11: Act n°2: Find the intruder
- Slide n° 12: Act n°3: written presentation of the front page
- Slide n°13: Act n°4: filling a grid to write conclusion about front pages
- Slide n°14 and slide n°15: Act n°5: Crossword
- Slide n°16 et 17: Final task: creation of a front page about Starlink and the space conquest with the help of the given hyperlink.

Act n° 1: compare these different editions



Newspaper Frontpage Presentation



Act n°1: Complete the grid according to the front page you choose

Name of the newspaper

Date of the edition

Title of the headline

Composition of the front page

Number of photos

Place of the article

Description of the main picture

Picture on the top left

Name of the newspaper

TULSA WORLD

Date of the edition

09/12/2001

Title of the headline

THE DAY OF THE INFAMY

Composition of the front page

A huge headline, a big shocking photo about the event and a smaller one showing panicked people, a caption under the photo and an article on its right

Number of photos

2: a big one showing the horror of the event and a smaller showing its consequences on people

Place of the article

On the right of the picture

Description of the main picture

It's a picture showing the burning World Trade Center Twin Towers

Picture on the top right

Name of the newspaper

THE NEWS TRIBUNE

Date of the edition

09/12

Title of the headline

TARGET:AMERICA

Composition of the front page

A huge title, two photos with captions, the biggest is showing the first tower burning while a plane is going to hit the second photo. The second photo is showing firemen carrying a wounded woman

Number of photos

2

Place of the article

Under the main photo

Description of the main picture

The first tower is burning and a plane is flying right into the second tower

Picture on the bottom left

Name of the newspaper	THE WASHINGTON POST
Date of the edition	09/12
Title of the headline	HORROR printed in red like blood
Composition of the front page	A huge red headline, a lonely photo showing a burning World Trade Center Tower
Number of photos	1
Place of the article	Under the photo.
Description of the main picture	It's printed in white and red on a black page

Picture on the bottom right

Name of the newspaper	HERALD (extra edition)
Date of the edition	09/11/01
Title of the headline	09/11/01
Composition of the front page	Under the name of the paper, there is the date of the event and a huge photo.
Number of photos	1
Place of the article	No article as if the picture is sufficient to show every events and feelings of terror..no more things to say
Description of the main picture	It's showing a burning tower while the second bursts into fire

Act n°2: Find the intruders in the following lists

- Newspaper, magazine, novel, article
- Chapter, headline, article, caption
- Photo, article, headline, journalist
- TV, internet, reporter, newspaper
- Photo, picture, caption, map
- Index, date of publication, sport page, name of the newspaper
- Front-page, headline, news, necrology
- Headline, advertisement, weather forecast, sport articles

Act n°3: present the chosen front-page with the help of the beginnings of the following sentences

- At the top you can read the name of the newspaper, it's called
- This newspaper was published on..
- It deals with...
- The main headline says...
- It's composed of....
- Its smallest picture is showing
- The main photo is showing
- On the (right/left) of the page there is...
- The main article is...
- There is a smaller headline about...
- There is a caption under the photo...
- There are two news articles to be continued...
- The article can be found on page...

Act n°4 : what can you conclude about those front-pages in few sentences after having filled the following grid.

headline aims

The choice of the photo(s)

The most important feeling looking at these frontpages

The privileged part: photo or article. Explain the choice


Aims of the front-pages

Your personal choice: the one you prefer

Act n°5 (EO): This grid will help you to talk about your choice

Act n°6: crossword

THE WRITTEN PRESS



ACROSS


- 7 A WRITTEN COMPOSITION ON A SUBJECT
- 8 A PERSON WHO WRITES IN A NEWSPAPER
- 9 THE FIRST PAGE OF A NEWSPAPER

DOWN

- 1 THE TITLE OF A SUBDIVISION OF A PRINTED WORK
- 2 A TITLE, A BRIEF EXPLANATION OR COMMENT ACCOMPANYING A PICTURE
- 3 AN ALPHABETICAL LIST OF SUBJECTS MENTIONED IN A TEXT OF A PRINTED WORK
- 4 THE TITLE OF A NEWSPAPER STORY? PRINTED IN LARGE LETTERS AT THE TOP OF THE STORY, ESPECIALLY ON THE FRONT-PAGE
- 5 A WEEKLY OR DAILY PUBLICATION CONTAINING NEWS
- 6 A TAKEN PICTURE

Act n°6: crossword answers

THE WRITTEN PRESS



Final task: Front page creation With the help of one of the following article , I create a front page using the given shape

Date & price	Second article headline	
Name		
Main headline		
Photo		
Caption		
Main article		
	Index	

<https://en.wikipedia.org/wiki/Starlink>

- With the help of the quoted article found in wikipedia, I create a frontpage
 - Choice of a headline
 - Choice of one or two pictures with captions
 - The beginning of the article (copy and special paste)
 - The title of a newspaper